


Interior Art & Design Course

 Leveraging
Artificial Intelligence



▶ Introduction

Over the next several months, we'll guide you through practical projects and innovative techniques, equipping you with the skills to create beautiful and functional spaces.

Led by experienced instructors, this course goes beyond traditional design principles. You'll gain expertise in space planning, 3D visualization, and material selection, while mastering industry-standard software like AutoCAD, 3Ds Max, and SketchUp. We'll also empower you to leverage cutting-edge AI tools to enhance your creativity and streamline your design process.

Whether you dream of designing residential homes, commercial spaces, or launching your own design studio, this course provides the foundation and inspiration to bring your vision to life.



Why Interior Design is a Thriving Skill

Interior design is more than just aesthetics; it's about creating spaces that enhance people's lives. As the demand for well-designed, functional, and personalized spaces continues to grow, skilled interior designers are in high demand.

- Master the fundamentals of design principles, space planning, and material selection.
- Gain proficiency in industry-standard software like AutoCAD, 3Ds Max, and SketchUp.
- Leverage AI tools to enhance your creativity, visualize designs, and optimize spaces.
- Develop a professional portfolio showcasing your skills and unique design aesthetic.
- Prepare for a fulfilling career in the dynamic and rewarding field of interior design.



▶ Our Values

Learner-Centric Approach

Our **prime focus** remains steadfastly on our learners, making them the nucleus of our mission.

Meaningful Contribution


We strive to **shape the future** significantly by nurturing the bright minds that will lead tomorrow.

Embrace Ambition

We foster grand thinking, encouraging our students to not just dream, but **dream big**.

AI-Driven Innovation

We empower our students to pioneer change **using AI tools**, fostering creativity and innovation across all disciplines.



▶ Is this program suitable for you?

- Anyone age 18 or older wanting to learn new skills.
- Professionals aiming to reskill and remain competitive.
- Students finishing school or university to excel in their field.
- Small business owners enhancing their media presence.
- Large business owners and managers training their teams.

▶ Some prerequisites

- Motivation and rigour.
- Basic computer skills
- Laptop
- Autonomy



The takeaways of this program

- 01** Master the fundamentals of design principles, space planning, and material selection.
- 02** Create stunning 3D visualizations and bring your design concepts to life with industry-standard software.
- 03** Unlock the power of AI to enhance your creativity, optimize spaces, and explore innovative design solutions.
- 04** Build a captivating portfolio showcasing your skills and unique design aesthetic to impress potential clients and employers.
- 05** Build a standout digital portfolio to showcase your work and attract potential employers.
- 06** Launch your dream career by preparing for success in the dynamic and rewarding field of interior design.

THEORY FOUNDATION ESSENTIALS



MODULE 1

AI TOOLS TECHNOLOGY AND PROMPTS



MODULE 2 & 3

INDUSTRY STANDARDS "SOFTWARE"



MODULE 4 - 9

BUILDING PORTFOLIO AND CAREER



MODULE 10 & 11

Module 1

DESIGN FUNDAMENTALS - THE LANGUAGE OF SPACE

Explore the core principles of interior design, its historical evolution, and the elements that shape functional and aesthetically pleasing spaces.

▶ **PROJECT: BTYPE EVOLUTION: FROM BAUHAUS TO BIOPHILIC**

Research and present the evolution of a specific interior design style, analyzing its key characteristics, influential figures, and impact on contemporary design.

▶ **WHAT YOU WILL LEARN:**

- The history and significance of interior design as a profession.
- Key design principles: balance, proportion, rhythm, emphasis, and harmony.
- Understanding different design styles and their historical context.
- Analyzing and interpreting spatial design elements.
- Current trends and future directions in interior design.

▶ Skills: Research and Analysis Visual Communication Style Identification Presentation Skills



Module 2

AI LITERACY - THE POWER OF PROMPTS

Discover the fundamentals of Artificial Intelligence (AI) and its growing impact across industries. Students will explore the capabilities of ChatGPT, a powerful AI language model, and learn how to use it for creative tasks, research, and problem-solving.

▶ **PROJECT: CHATGPT FOR DESIGN INSPIRATION**

Use ChatGPT to brainstorm creative interior design ideas for a specific space, exploring its ability to generate concepts, suggest materials, and provide design solutions.

▶ **WHAT YOU WILL LEARN:**

- Basic concepts of AI and its applications in various fields.
- Understanding the capabilities and limitations of AI language models.
- Practical skills in using ChatGPT for creative tasks, research, and problem-solving.
- Ethical considerations and potential biases in AI.

▶ Skills:

AI Awareness

Prompt Engineering

Creative Thinking

Critical Analysis



Module 3

AI IN INTERIOR DESIGN - VISUALIZING THE FUTURE

Explore the practical applications of AI in interior design, focusing on tools that enhance visualization, space planning, and design exploration.

► **PROJECT: AI-POWERED ROOM TRANSFORMATION**

Use Homevisualizer AI or REImagine Home AI to redesign a room, experimenting with different furniture layouts, color schemes, and decor styles.

► **WHAT YOU WILL LEARN:**

- How AI tools can enhance visualization, space planning, and design exploration.
- Using AI to generate design ideas, create virtual tours, and optimize space utilization.
- Understanding the benefits and limitations of AI in interior design.
- Ethical considerations of using AI in design decisions.

► Skills: AI-Assisted Design Design Exploration Space Planning with AI Critical Evaluation



Module 4

2D DESIGN FUNDAMENTALS - DRAFTING THE VISION

Master the fundamentals of 2D design and drafting, learning to create accurate floor plans and technical drawings that form the foundation of interior design projects.


▶ **PROJECT: FLOOR PLAN LAYOUT - SPATIAL DESIGN**

Draw a floor plan for a two-bedroom apartment, ensuring efficient use of space and incorporating design elements like furniture placement and traffic flow

▶ **WHAT YOU WILL LEARN:**

- Understanding scales, dimensions, and drawing conventions.
- Creating accurate floor plans and elevations.
- Using drafting tools and software effectively.
- Representing spatial relationships and design elements in 2D.

▶ Skills: Drafting Skills Spatial Awareness Layout Planning Software Proficiency



Module 5

3D MODELING - BRINGING DESIGNS TO LIFE

Learn to create 3D models of interior spaces, bringing your designs to life and allowing for immersive visualization and exploration.

► **PROJECT: ROOM RECONFIGURATION – RESIDENTIAL DESIGN**

Redesign a living room layout in 3D, optimizing space, improving flow, and experimenting with different furniture arrangements.

► **WHAT YOU WILL LEARN:**

- Understanding 3D modeling concepts and techniques.
- Using 3D modeling software to create realistic representations of spaces.
- Manipulating objects, materials, and lighting in a 3D environment.
- Creating virtual walkthroughs and exploring design options.

► Skills: 3D Modeling Skills Spatial Visualization Design Exploration Presentation Skills



Module 6

FURNITURE & DECOR - STYLING THE SPACE

Explore the world of furniture and decor, learning to select and arrange pieces that complement the design style, enhance functionality, and create a cohesive and inviting atmosphere.

► **PROJECT: HOME OFFICE SETUP – FUNCTIONAL DESIGN**

Design a home office that maximizes productivity and comfort, selecting furniture, decor, and lighting that create a functional and inspiring workspace.

► **WHAT YOU WILL LEARN:**

- Understanding furniture styles, ergonomics, and space planning.
- Selecting furniture and decor that align with design concepts and client needs.
- Creating furniture layouts that optimize flow and functionality.
- Using decor to add personality and enhance the overall design aesthetic.

► Skills: Furniture Selection Decor Styling Functionality Optimization Aesthetic Enhancement



Module 7

PRESENTATION & VISUALIZATION - COMMUNICATING

Learn to create compelling presentations and visualizations that effectively communicate your design ideas to clients and stakeholders.

► **PROJECT: OUTDOOR LIVING SPACE - LANDSCAPE DESIGN**

Create a design for a small outdoor patio or balcony, using 2D drawings, 3D models, and mood boards to present a cohesive and visually appealing design concept.

► **WHAT YOU WILL LEARN:**

- Creating professional presentations using design software.
- Developing visual communication skills to effectively convey design ideas.
- Using rendering techniques to create realistic visualizations.
- Presenting design concepts confidently and persuasively.

► Skills: **Rendering Techniques** **Client Communication** **Persuasive**



Module 8

TINY HOME DESIGN - MAXIMIZING FUNCTIONALITY

Dive into the world of tiny home design, focusing on maximizing functionality and creating efficient living spaces within a compact footprint.

► **PROJECT: TINY HOME DESIGN: SPACE OPTIMIZATION**

Develop a detailed floor plan and 3D model for a tiny home, focusing on space-saving techniques, multi-functional furniture, and efficient layout planning.

► **WHAT YOU WILL LEARN:**

- Understanding the principles of tiny home design and space optimization.
- Applying ergonomic principles to create comfortable and functional living spaces.
- Selecting and integrating multi-functional furniture and appliances.
- Utilizing vertical space and innovative storage solutions.

► Skills: Layout Optimization Furniture Selection 3D Modeling Problem-Solving



Module 9

TINY HOME DESIGN - PERSONALIZED HAVEN

Explore the aesthetic aspects of tiny home design, learning to create a personalized and stylish living environment that reflects the client's preferences and lifestyle.

► **PROJECT: TINY HOME DESIGN: STYLE & AESTHETICS**

Develop a mood board and 3D visualizations for the tiny home, incorporating color palettes, materials, textures, and decor that create a cohesive and inviting atmosphere.

► **WHAT YOU WILL LEARN:**

- Understanding different design styles and their application in tiny homes.
- Selecting appropriate materials and finishes for durability and aesthetics.
- Creating a cohesive color scheme and incorporating personal touches.
- Utilizing lighting and decor to enhance the ambiance and personalize the space.

► Skills: Style Development Material Selection Decor Styling Lighting Design



Module 10

PORTFOLIO BUILDING - SHOW YOUR WORK

Compile and refine your projects into a professional portfolio that showcases your skills, creativity, and design expertise to potential clients and employers.

▶ **PROJECT: INTERIOR DESIGN PORTFOLIO DEVELOPMENT**

Select and curate your best projects from the course, creating a visually appealing and comprehensive portfolio that highlights your design capabilities.

▶ **WHAT YOU WILL LEARN:**

- Principles of effective portfolio design and presentation.
- Selecting and organizing projects to showcase your skills and style.
- Creating compelling project descriptions and case studies.
- Utilizing online platforms to create a professional online presence.

▶ Skills: Portfolio Curation Presentation Skills Self-Promotion



Module 11

CAREER PATH & DEVELOPMENT - DESIGNING YOUR FUTURE

Explore career pathways in interior design, develop job search strategies, and prepare for a successful career in the industry.


▶ **PROJECT: CAREER STRATEGY AND NETWORKING**

Develop a personalized career plan, including identifying target job roles, researching companies, creating a resume and cover letter, and practicing interview skills.

▶ **WHAT YOU WILL LEARN:**

- Different career paths in the interior design industry.
- Effective strategies for job searching, networking, and personal branding.
- Crafting compelling resumes and cover letters.
- Developing interview skills and confidence.
- Building a professional online presence and personal brand.

▶ Skills: Career Planning Networking Self-Promotion Personal Branding





GRAPHIC DESIGN

CREATE BAHRAIN

TEACH BAHRAIN



CR. 126965
2024 © First Teach Bahrain WLL

Your Portfolio Journey

Remember, your portfolio symbolizes your dedication, resilience, and creativity. We at Create Bahrain eagerly await the extraordinary story you'll weave. Your portfolio is more than a collection—it's your launchpad for global influence. Join us in this memorable journey!



Webpage with
www.createbahrain.com



Local Certificate Recognition

This certificate, while validating your skills and efforts, also amplifies your career prospects, giving you a competitive edge in the local job market. Let's reach for excellence together with Create Bahrain.



How can you attend the courses?



DELIVERY METHODS



ONE-ON-ONE PRIVATE CLASSES

Tailored instruction that meets your unique learning curve.



GROUP CLASSES

Collaborative and interactive, harnessing the power of collective intelligence.



WORKSHOPS & SEMINARS

Intensive sessions focusing on specific skills or projects.




FAST CRASH COURSES

Condensed learning for professionals on the move, delivering essential skills swiftly and effectively.



OUR CREDENTIALS



Ministry of Industry and Commerce

OUR CLIENTS



ARCAPITA

'TORAY'



carbon COMMUNICATIONS

DD DANIELE DECOR

MyCafé

CL ATELIER

Mesk Holdings



مدرسة ابن خلدون الوطنية
Ibn Khuldoon National School



وزارة شؤون البلديات والزراعة
Ministry of Municipalities Affairs and Agriculture

M Marilia L M
3 reviews

★★★★★ 2 months ago

Amazing experience at Create Bahrain. Attended a private course to learn Sketchup and it was the best investment I've done on myself. Definitely recommended

P Pauline Marcombe
2 reviews

★★★★★ a month ago

Highly recommend!

Jasmine McDuffe
2 reviews

★★★★★ 3 months ago

I am thankful for Mr.Stoyan. He took the time to assist me with my music videos, which goes towards what we are building in my music career. He even taught my videographer a lot of industry standard practices so our videos can be professional. He avails himself when needed and I recommend any videographer or photographer in Bahrain to take his class. He is a patient teacher and he will get you to your desires goals.

Jumana Alderazi
9 reviews

★★★★★ 3 months ago

I attended the Revit rendering workshop and was able to learn new techniques.

Kenneth Cosare
2 reviews

★★★★★ 3 months ago

It's been wonderful in these past few months of being in photography class of our instructor, Mr. Stoyan. I was able to learn a lot of things that helped me grow in being a good photographer. Create Bahrain is a recommended one 🙌🔥

M Mohamed Al Khaja
2 reviews · 1 photo

★★★★★ 3 months ago

As part of the Revit Workshop, it helped me learn so much about how to create visualization in Enscape and other plug-ins, our instructor Fatima was so helpful in allowing us to explore our projects

F Fahad Al Mannaei
1 review

★★★★★ 3 months ago

I have approached Create Bahrain for a Web Development Course so i can improve my skills in that field.

I can pretty much say that their courses are very comprehensive, professional and very flexible as you have the ability to focus on more important topics to make sure you have the best understanding of the desired subjects.

Highly recommended for anyone who is looking for professional staff to help you improve your skills in what interests you.

W Waleed Saeed
2 reviews

★★★★★ 3 months ago

I enjoyed my time with createbahrain the instructors are active and fun to be around

L Laura P
4 reviews

★★★★★ 3 months ago

Very informative classes. The instructors are very knowledgeable and helpful. I have learnt so many mind blowing things about photography. The staff is always quick to response to questions. If you want to learn about photography, this is the place to go. Thank you Create Bahrain for making this a fun experience.

S Shawn Valentino
6 reviews · 2 photos

★★★★★ 8 months ago

Amazing institute proper setting for learning with the best instructors you can find in Bahrain. Instructor Stoyan is the best instructor u can find for graphic design, videography and even photography. I have been to other academys and they were trash but nobody teaches like they do in CreateBahrain.

Y Younis Shehab
1 review

★★★★★ 3 months ago

10/10 experience really enjoying the course and the atmosphere there would recommend

MORE ON OUR SOCIAL





Do you have questions about our packages?

Don't worry, we're here to help!

Call us to discuss these packages!
Chat with us on [WhatsApp](#).

 **3349 3981**

**CREATE
BAHRAIN**
Operated by First Teach Bahrain WLL
createbahrain.com

